

# Mining, Exploration and Geoscience Quarterly Performance Report

**Quarter Four 2022**

16 January 2023



**Published by the Department of Regional NSW**

Title: Mining, Exploration and Geoscience Quarterly Performance Report  
Subtitle: Quarter Four 2022  
First published: 16 January 2023  
Department reference number: RDOC23/1108

Amendment schedule		
Date	Version	Amendment
16 January 2023	1.0	

© State of New South Wales through Regional NSW 2023. You may copy, distribute, display, download and otherwise freely deal with this publication for any purpose, provided that you attribute the Regional NSW as the owner. However, you must obtain permission if you wish to charge others for access to the publication (other than at cost); include the publication in advertising or a product for sale; modify the publication; or republish the publication on a website. You may freely link to the publication on a departmental website.

Disclaimer: The information contained in this publication is based on knowledge and understanding at the time of writing (January 2023) and may not be accurate, current or complete. The State of New South Wales (including the Regional NSW), the author and the publisher take no responsibility, and will accept no liability, for the accuracy, currency, reliability or correctness of any information included in the document (including material provided by third parties). Readers should make their own inquiries and rely on their own advice when making decisions related to material contained in this publication.

# Executive Summary

## Quarterly Wrap-Up

During Quarter 4 2022, Mining, Exploration and Geoscience (MEG) finalised 111 measured title actions. Of these matters, 94% were determined within target timeframes.

MEG continues to complete a high volume of work within the new end-to-end outcome Service Deliver Standards (SDS) and reporting.

Consistent with the previous quarters, MEG has made a concerted effort to resolve matters on hand that were received prior to the introduction of the new end-to-end SDS, particularly matters that have come off ‘Stop-the-Clock’ due to outstanding information or matters being finalised with applicants.

MEG continues to progress outstanding coal matters in consultation with Industry to clear the number of applications on hand since 2020. Finalisation of these matters is expected from Quarters 1 and 2 of 2023 due to current assessment lead times.

Performance against matters received since the introduction of end-to-end reporting SDS (Q1 2022) continues to achieve strong results with over 90% being determinations within target timeframes.

From June 2021 to the end of Quarter 4 2022, the Ageing Dealings Project has completed a total of 356 of 662 identified legacy matters. These matters are reported against on Page 9. A marked increase in the finalisation of aged dealings will occur leading up to the completion of the Aged Dealing Project (30 June 2023) as matters under assessment continue to progress to determination. MEG will continue to liaise with Industry on the Aged Dealings Project.

## Overview

This report provides a summary of the performance for title assessments and application processing within the Department of Regional NSW’s Mining, Exploration and Geoscience (MEG) division for Quarter 4 2022 (1 September 2022 to 31 December 2022).

MEG’s performance is reported against the Service Delivery Standards (‘target dates’) which define target timeframes for the processing of applications under the *Mining Act 1992*. Service Delivery Standards and ‘Target dates’ are published by MEG at:

<https://meg.resourcesregulator.nsw.gov.au/mining-and-exploration/service-delivery-standards>

## Processing Timeframes

Processing timeframes for title applications, renewals, transfers, part transfers and changes in control commence when a complete application, including payment of relevant application fees and all required supporting information, is received by MEG. If an application is deficient, the applicant is notified and given 10 business days to submit all required supporting information. Processing timeframes for Stage 1 ends when the applicant is notified of the proposed decision for the application. Processing timeframes for Stage 2 ends when the applicant is notified of the final decision for the application.

Exception management (stop-the-clock) principles apply when circumstances beyond the control of MEG’s process prevent the valid assessment of an application. The exception management principles can be found at the link above.

# Table of Contents

Quarter Four 2022 .....	5
Performance Overview.....	5
Historic Performance Trend.....	5
Average processing time by stage .....	7
Mineral Exploration Licences.....	7
Coal Exploration Licences.....	7
Mineral Mining Leases .....	7
Coal Mining Leases.....	8
Average end-to-end processing time by resource .....	8
Exploration Licences .....	8
Mining Leases.....	9
Remaining pending applications .....	9
Ageing Dealings Project.....	11

# Quarter Four 2022

## Performance Overview

The following chart (Table 1) details the performance of decisions as measured against the target dates for Quarter 4 2022. The ‘target date’ represents an end-to-end application process (application to final decision) that incorporates the title instrument being issued as the final step. Table 1 below shows how many applications for grant, renewal, transfer and part transfer were completed within the ‘target date’ within this quarter, by resource (mineral or coal), and by application type.

During this quarter:

- 33 exploration licences were granted
- 57 exploration licences were renewed
- 1 assessment lease was renewed
- 1 mining lease was granted
- 9 mining leases were renewed
- 6 transfers were registered
- 4 partial transfers were registered

Of these, **94 per cent** met the target timeframe.

## Historic Performance Trend

Figure 1 below shows the historic trend in the reported service delivery standard performance each quarter. Quarter 4 2021 saw the implementation of MEG’s new SDS. These SDS now report on end-to-end performance, rather than to proposed decisions, as well as the inclusion of transfer and part transfer applications in the performance report.

Figure 1 – Historic trend of service delivery standard performance (for all application types measured)



Table 1. Service performance for the quarter

<b>Service performance for Quarter 4 – 1 September 2022 to 31 December 2022</b>				
<b>Application type</b>	<b>Total Matters</b>	<b>Met Target Date</b>	<b>Missed Target Date</b>	<b>Service Performance %</b>
<b>MINERAL</b>				
Exploration licence applications	31	31	0	100%
Exploration licence renewals	51	48	3	94%
Assessment lease applications	0	0	0	N/A
Assessment lease renewals	1	1	0	100%
Mining lease applications	0	0	0	N/A
Mining lease renewals	1	0	1	0%
<b>COAL</b>				
Exploration licence applications	2	2	0	100%
Exploration licence renewals	6	6	0	100%
Assessment lease applications	0	0	0	N/A
Assessment lease renewals	0	0	0	N/A
Mining lease applications	1	0	1	0%
Mining lease renewals	8	6	2	75%
<b>OTHER</b>				
Transfers	6	6	0	100%
Part Transfers	4	4	0	100%
<b>Total</b>	<b>111</b>	<b>104</b>	<b>7</b>	<b>94%</b>


## Average processing time by stage

Figures 2, 3 and 4 below display the average number of days taken to process the applications determined in the quarter, broken down by application category and application stage (from submission to notice of proposed decision, customer acceptance to final notice etc).

### Mineral Exploration Licences

Figure 2 – Average processing days for mineral exploration titles by application stage


● To proposed decision/transfer approval ● Approval/NoPD to completion



### Coal Exploration Licences

Figure 3 – Average processing days for coal exploration titles by application stage


● To proposed decision/transfer approval ● Approval/NoPD to completion



### Mineral Mining Leases

Figure 4 – Average processing days for mineral mining titles by application stage


● To proposed decision/transfer approval ● Approval/NoPD to completion



## Coal Mining Leases

Figure 5 – Average processing days for coal mining titles by application stage

● To proposed decision/transfer approval ● Approval/NoPD to completion



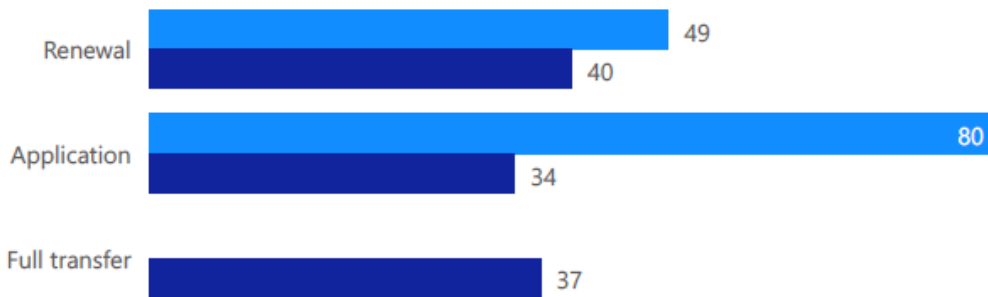
## Average end-to-end processing time by resource

Figures 6 and 7 below display the average number of days taken processing the applications determined in the quarter, broken down by application category and resource type (coal, mineral and petroleum).

## Exploration Licences

Figure 6 – Average processing days for exploration titles by resource type


Resource type ● Coal ● Mineral





## Mining Leases

Figure 7 - Average processing days for mining titles by resource type



## Remaining pending applications

Figures 8 and 9 below detail the number of pending applications for grant, renewal, transfer and part transfer still under assessment with MEG. Figure 8 itemises the applications by type and resource, and figure 9 details when these applications were received. Please note that these pending applications do not include applications which form part of MEGs ageing dealings project (applications received prior to 1 January 2020). These are reported separately.

Figure 8 – Remaining pending applications by type and resource

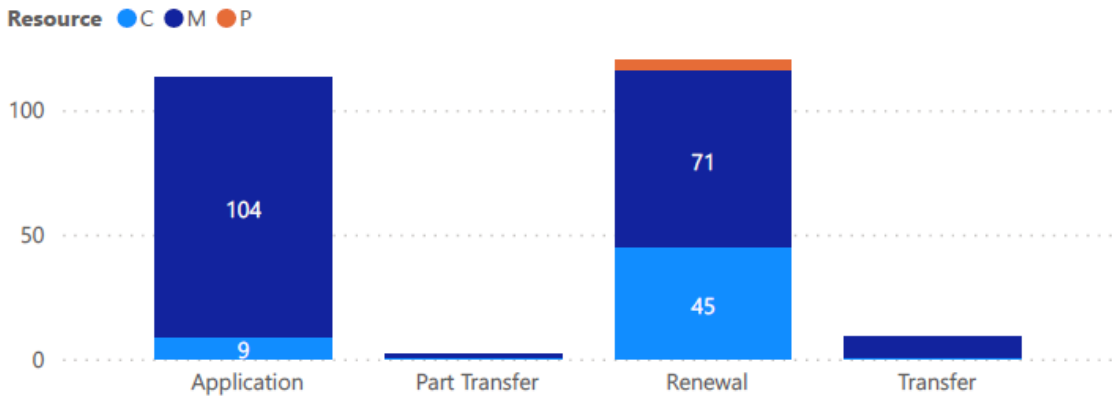
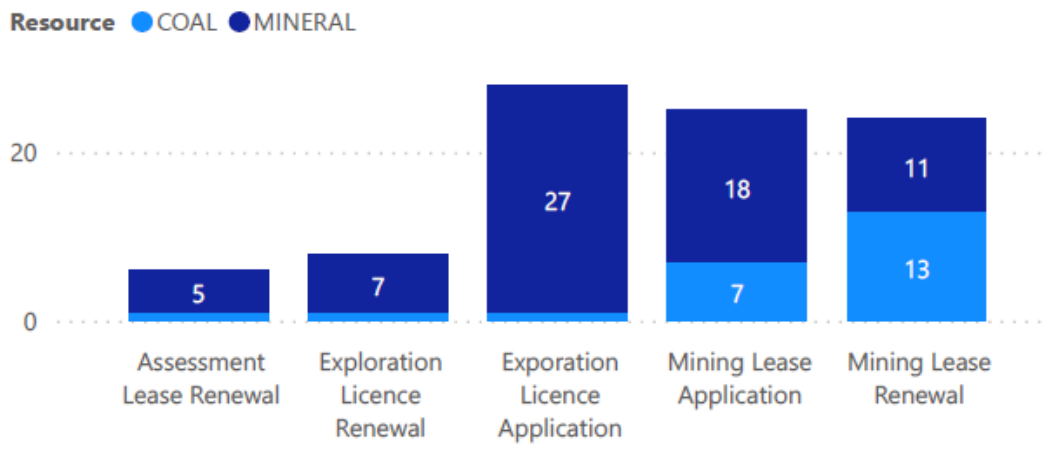


Figure 9 – Remaining pending applications by received date



Figure 10 below identifies how many pending applications currently have their processing clock stopped under the exception management principles. This is itemised by application type and resource type.

Figure 10 – Pending applications on ‘stop-the-clock’



# Ageing Dealings Project

The Ageing Dealings Project reviews and finalises long standing applications including complex legacy matters that have been pending with MEG for a prolonged time. The items within the scope of the project are those applications lodged with MEG prior to 1 January 2020 that were pending completion at that date.

In addition to the internal triage of these applications to determine priority of processing, MEG also communicates with industry to prioritise assessments according to operational need.

There were 662 matters within scope of this project.

At the end of Quarter 4 2022, 356 matters had been completed.

Figure 11 below shows the monthly progression of completed matters by the Ageing Dealings Project, with completed items per month in the bars and a running total represented by the line graph.

Figure 11 – Ageing dealings project items completed by month

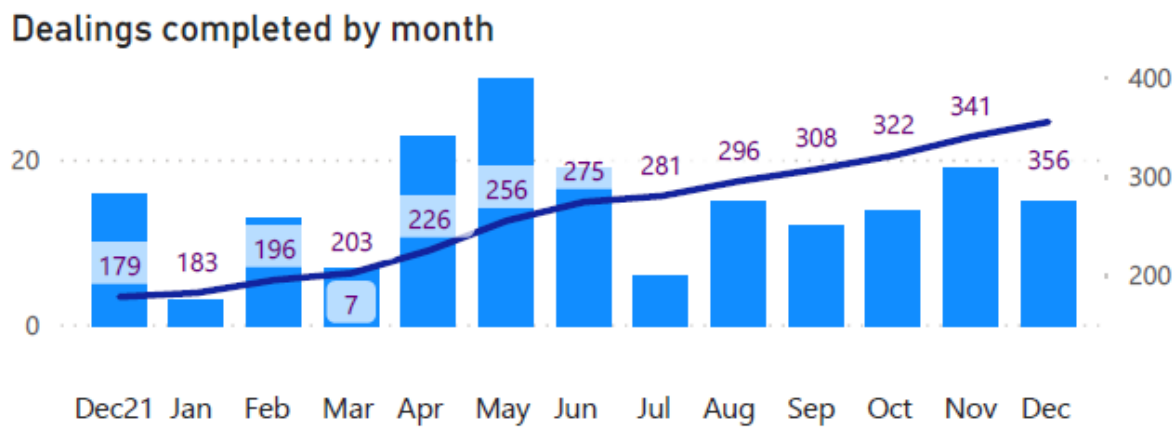
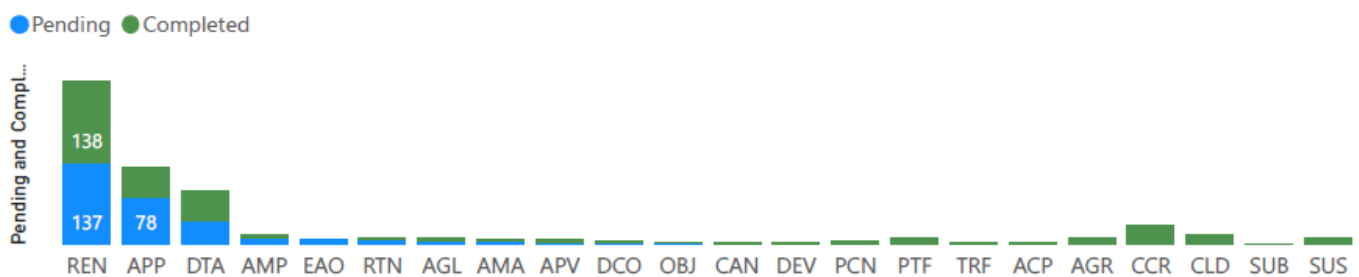


Figure 12 below itemises the matters in the Ageing Dealings Project that have been completed and those that remain to be completed. Most matters to resolve are renewals, grants of new titles, and the finalisation of dead titles (including any related security actions).

Figure 12 – Ageing Dealings Project dealings remaining



© State of New South Wales through Regional NSW 2023. The information contained in this publication is based on knowledge and understanding at the time of writing January 2023. However, because of advances in knowledge, users are reminded of the need to ensure that the information upon which they rely is up to date and to check the currency of the information with the appropriate officer of the Regional NSW or the user's independent adviser.