



SERVICE DELIVERY STANDARDS UNDER THE MINING ACT 1992

## Quarterly Performance Report – Quarter 1 2021

---

*Service Delivery Standards under the Mining Act 1992*

April 2021



---

Published by the Department of Regional NSW

[nsw.gov.au/regionalnsw](https://nsw.gov.au/regionalnsw)

Title: Quarterly Performance Report – Quarter 1 2021

Subtitle: Service Delivery Standards under the Mining Act 1992

First published: April 2021

Department reference number: DOC21/267095

#### More information

Document owner: Resource Operations, Mining, Exploration and Geoscience

Authorised by: Stephen Wills

Document controller: Chris Dwyer

Address: 516 High Street, Maitland NSW, PO Box 344, Hunter Region Mail Centre NSW 2310

[resource.operations@planning.nsw.gov.au](mailto:resource.operations@planning.nsw.gov.au)

[www.resourcesandgeoscience.nsw.gov.au/miners-and-explorers/programs-and-initiatives/service-delivery](http://www.resourcesandgeoscience.nsw.gov.au/miners-and-explorers/programs-and-initiatives/service-delivery)

#### Document control

Amendment schedule		
Date	Version #	Amendment
April 2021	1.0	First published

---

© State of New South Wales through Department of Regional NSW 2020. You may copy, distribute, display, download and otherwise freely deal with this publication for any purpose, provided that you attribute the Department of Regional NSW as the owner. However, you must obtain permission if you wish to charge others for access to the publication (other than at cost); include the publication in advertising or a product for sale; modify the publication; or republish the publication on a website. You may freely link to the publication on a departmental website.

Disclaimer: The information contained in this publication is based on knowledge and understanding at the time of writing (April 2021) and may not be accurate, current or complete. The State of New South Wales (including the NSW Department of Regional NSW), the author and the publisher take no responsibility, and will accept no liability, for the accuracy, currency, reliability or correctness of any information included in the document (including material provided by third parties). Readers should make their own inquiries and rely on their own advice when making decisions related to material contained in this publication.

# Contents

<b>Executive Summary</b> .....	<b>1</b>
Overview .....	1
Processing timeframes .....	1
<b>Quarter 1 2021</b> .....	<b>2</b>
Performance overview .....	2
Performance breakdown .....	2
Breakdown of submission timeframes .....	3
Performance by submission timeframe .....	3
Applications received .....	4
<b>Figures</b>	
Figure 1 Q1 2021 service delivery standard performance .....	2
Figure 2 Breakdown of applications/security determinations by submission time .....	3
Figure 3 Q1 2021 performance - applications submitted <i>prior to 2020</i> .....	3
Figure 4 Q1 2021 performance - applications submitted <i>in or after 2020</i> .....	3
<b>Tables</b>	
Table 1 Q1 2021 performance per application type .....	2
Table 2 Applications received per quarter .....	4

# Executive Summary

## Overview

This report provides a summary of the performance for the provision of title assessments and processing within the Department of Regional NSW's Mining, Exploration and Geoscience (MEG) for Quarter 1 2021 (1 January 2021 to 31 March 2021).

MEG's performance is reported against the Service Delivery Standards, which note target timeframes for the processing of applications under the *Mining Act 1992*. These are published by MEG at:

[www.resourcesandgeoscience.nsw.gov.au/miners-and-explorers/programs-and-initiatives/service-delivery](http://www.resourcesandgeoscience.nsw.gov.au/miners-and-explorers/programs-and-initiatives/service-delivery)

## Processing timeframes

Processing timeframes for title applications and renewals commence when a complete application, including all supporting information, is received. If an application is deficient, the applicant is notified and given 10 business days to submit all required supporting information. Processing timeframes end when the applicant is notified of the proposed decision for the application.

Processing timeframes for security deposit releases commence when a determination is made on the release of a security deposit and end when the refund request is sent to the Department's finance team.

Exception management (stop-the-clock) protocols apply when circumstances beyond the control of the Group's process prevent the valid assessment of an application. More information on exception management can be found at:

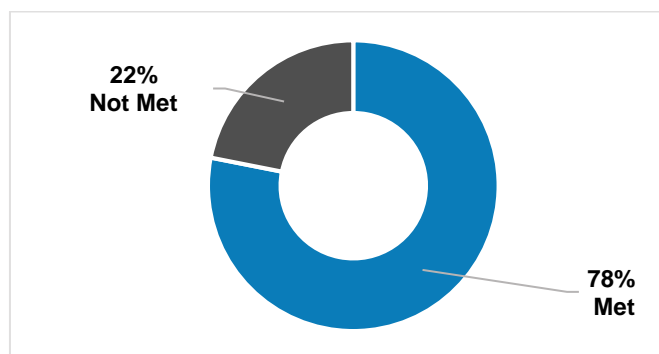
[www.resourcesandgeoscience.nsw.gov.au/miners-and-explorers/programs-and-initiatives/service-delivery](http://www.resourcesandgeoscience.nsw.gov.au/miners-and-explorers/programs-and-initiatives/service-delivery)

## Quarter 1 2021

### Performance overview

This following chart (Figure 1) details performance of proposed decisions and security deposit releases, as measured against the Service Delivery Standards published by the Group for Quarter 1 2021 (Q1). During this quarter, **105** notifications of proposed decisions and security deposit releases were issued. Of these, **78 per cent** met the target timeframe.

**Figure 1 Q1 2021 service delivery standard performance**



**Total proposed decisions/security releases: 105**

### Performance breakdown

The following table (Table 1) details the applications, renewals, and releases processed this quarter.

**Table 1 Q1 2021 performance per application type**

Service performance this quarter (January – March 2021)				
Application type	Proposed decisions / security releases	Met	Not Met	Service Performance
Coal exploration licence applications <sup>1</sup>	0	0	0	N/A
Mineral exploration licence applications <sup>2</sup>	36	27	9	75%
Mineral and coal mining lease applications <sup>2</sup>	0	0	0	N/A
Assessment lease applications <sup>2</sup>	0	0	0	N/A
Coal exploration licence renewals <sup>2</sup>	3	2	1	67%
Mineral exploration licence renewals <sup>2</sup>	37	30	7	81%
Mineral and coal mining lease renewals <sup>2</sup>	7	2	5	29%
Assessment lease renewals <sup>2</sup>	7	6	1	86%
Security deposit releases <sup>3</sup>	15	15	0	100%
<b>Total</b>	<b>105</b>	<b>82</b>	<b>23</b>	<b>78%</b>

<sup>1</sup> Target timeframe within 85 business days

<sup>2</sup> Target timeframe within 45 business days

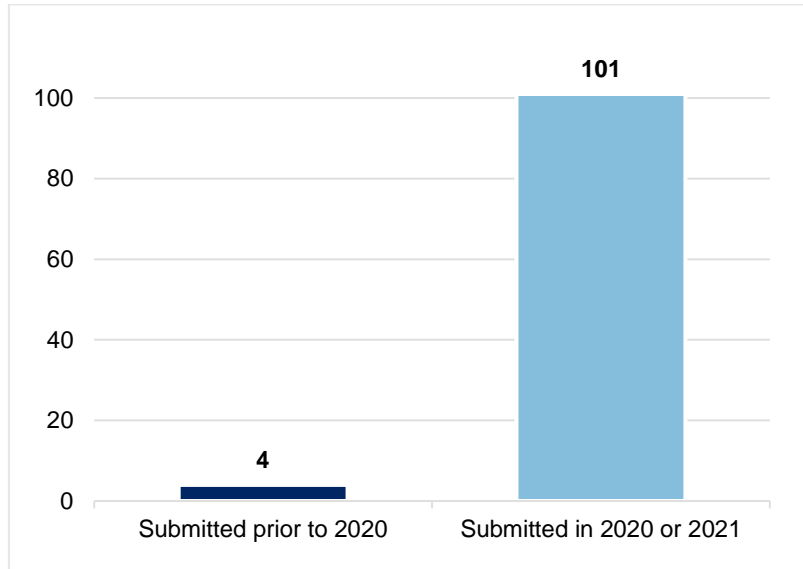
<sup>3</sup> Target timeframe within 10 business days

## Breakdown of submission timeframes

The following chart (Figure 2) details the timeframe in which matters were submitted for the proposed decision/security releases in Q1 2021.

Of the total 105 proposed decisions/security releases in Q1 2021, 101 were submitted in or after 2020. The remaining four were submitted prior to 2020.

**Figure 2 Breakdown of applications/security determinations by submission time**



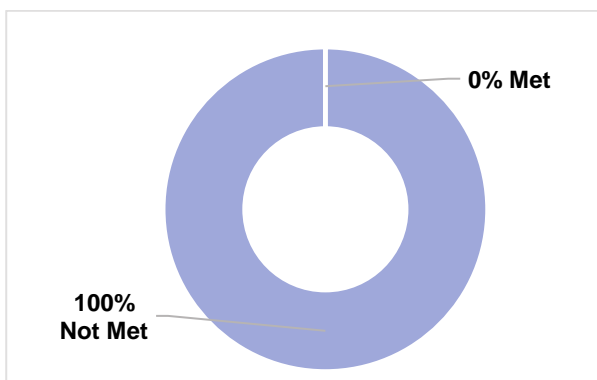
## Performance by submission timeframe

The following charts (Figures 3 and 4) categorise performance by timeframe (i.e. whether the application was submitted in or after 2020, or prior).

Of the 105 proposed decisions/security releases/approvals in Q1 2021:

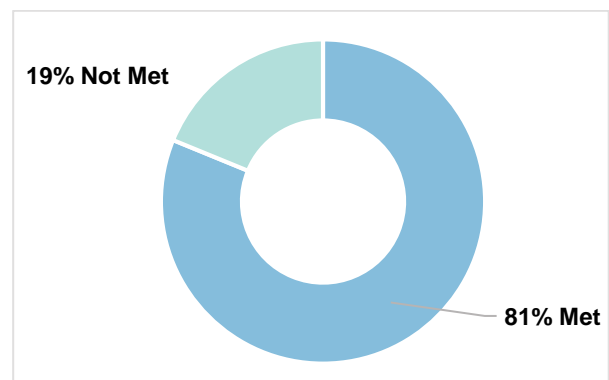
- 101 were submitted in or after 2020, with **81 per cent** meeting the target timeframe.
- Four were submitted prior to 2020, with **0 per cent** meeting the target timeframe.

**Figure 3 Q1 2021 performance - applications submitted *prior to 2020***



**Total proposed decisions/security releases: 4**

**Figure 4 Q1 2021 performance - applications submitted *in or after 2020***



**Total proposed decisions/security releases: 101**

## Applications received

For Q1 2021, there were 121 applications received, compared to 99 for the same period last year (Table 2).

On average, there were approximately 141 applications received per quarter during the period 1 January 2020 to 31 March 2021.

**Table 2 Applications received per quarter**

Application type	1 Jan 2020 to 31 Mar 2020	1 Apr 2020 to 30 Jun 2020	1 Jul 2020 to 30 Sep 2020	1 Oct 2020 to 31 Dec 2020	1 Jan 2021 to 31 Mar 2021
<b>COAL</b>					
Exploration Licence Applications	3	0	0	0	2
Assessment Lease Applications	1	0	0	0	0
Mining Lease Applications	4	2	1	2	2
Application to vary a mining lease to attach an ancillary mining activity condition	0	0	0	0	0
Exploration Licence Renewals	5	9	2	3	5
Assessment Lease Renewals	0	1	0	0	0
Mining Lease Renewals	4	9	1	5	1
<b>Total</b>	<b>17</b>	<b>21</b>	<b>4</b>	<b>10</b>	<b>10</b>
<b>MINERALS</b>					
Exploration Licence Applications	33	66	134	55	60
Assessment Lease Applications	0	0	0	0	0
Mining Lease Applications	3	5	3	3	1
Application to vary a mining lease to attach an ancillary mining activity condition or renewal	0	0	3	0	0
Exploration Licence Renewals	42	47	44	44	46
Assessment Lease Renewals	0	1	0	7	0
Mining Lease Renewals	4	17	13	7	4
<b>Total</b>	<b>82</b>	<b>136</b>	<b>197</b>	<b>116</b>	<b>111</b>
<b>PETROLEUM</b>					
Exploration Licence Applications	0	0	0	0	0
Assessment Lease Applications	0	0	0	0	0
Production Lease Applications	0	0	0	0	0
Exploration Licence Renewals	0	0	0	0	0
Assessment Lease Renewals	0	0	0	0	0
Production Lease Renewals	0	0	0	0	0
<b>Total</b>	<b>0</b>	<b>0</b>	<b>0</b>	<b>0</b>	<b>0</b>
<b>Grand total</b>	<b>99</b>	<b>157</b>	<b>201</b>	<b>126</b>	<b>121</b>