



# Quarterly Performance Report – Quarter 2 2019

---

*Service Delivery Standards under the Mining Act 1992*

July 2019



Published by NSW Department of Planning, Industry and Environment

[dpie.nsw.gov.au](http://dpie.nsw.gov.au)

Title: Quarterly Performance Report – Quarter 2 2019

Subtitle: *Service Delivery Standards under the Mining Act 1992*

First published: July 2019

Department reference number: DOC19/538400

#### More information

Document owner: Resource Operations, Division of Resources and Geoscience

Authorised by: Dr David Blackmore

Document controller: Param Dogra

Address: 516 High Street, Maitland NSW, PO Box 344, Hunter Region Mail Centre NSW 2310

[titles.services@planning.nsw.gov.au](mailto:titles.services@planning.nsw.gov.au)

[www.resourcesandgeoscience.nsw.gov.au/miners-and-explorers/programs-and-initiatives/service-delivery](http://www.resourcesandgeoscience.nsw.gov.au/miners-and-explorers/programs-and-initiatives/service-delivery)

#### Document control

Amendment schedule		
Date	Version #	Amendment
July 2019	1.0	First published

© State of New South Wales through Department of Planning, Industry and Environment 2019. You may copy, distribute, display, download and otherwise freely deal with this publication for any purpose, provided that you attribute the Department of Planning, Industry and Environment as the owner. However, you must obtain permission if you wish to charge others for access to the publication (other than at cost); include the publication in advertising or a product for sale; modify the publication; or republish the publication on a website. You may freely link to the publication on a departmental website.

Disclaimer: The information contained in this publication is based on knowledge and understanding at the time of writing (July 2019) and may not be accurate, current or complete. The State of New South Wales (including the NSW Department of Planning, Industry and Environment), the author and the publisher take no responsibility, and will accept no liability, for the accuracy, currency, reliability or correctness of any information included in the document (including material provided by third parties). Readers should make their own inquiries and rely on their own advice when making decisions related to material contained in this publication.

# Contents

<b>Executive Summary</b> .....	<b>1</b>
Overview .....	1
Processing timeframes and operations.....	1
<b>Quarter 2 2019</b> .....	<b>2</b>
Performance overview.....	2
Performance breakdown .....	2
Breakdown of submission timeframes .....	3
Performance by submission timeframe.....	3
Applications received.....	4
<b>Tables</b>	
Table 1 Q2 2019 performance per application type.....	2
Table 2 Applications received per quarter .....	4
<b>Figures</b>	
Figure 1 Q2 2019 service delivery standard performance .....	2
Figure 2 Breakdown of applications/security determinations submitted prior to and in 2019 .....	3
Figure 3 Q2 2019 performance from applications submitted prior to 2019 .....	3
Figure 4 Q2 2019 performance from applications submitted in 2019.....	3

# Executive Summary

## Overview

This report provides a summary of the performance for the provision of title assessments and processing within the NSW Department of Planning, Industry and Environment's Division of Resources and Geoscience (the Division) for Quarter 2 2019 (1 April 2019 to 30 June 2019).

The Division's performance is reported against the Service Delivery Standards, which note target timeframes for the processing of applications under the *Mining Act 1992*. These are published by the Division at:

[www.resourcesandgeoscience.nsw.gov.au/miners-and-explorers/programs-and-initiatives/service-delivery](http://www.resourcesandgeoscience.nsw.gov.au/miners-and-explorers/programs-and-initiatives/service-delivery)

## Processing timeframes and operations

Timeframes for the calculation of service performance vary depending on the type of application. For mineral exploration licence applications and renewals that require approval of a delegated officer rather than the Minister, the processing time for service level reporting is complete when the applicant is notified of the proposed decision for the application. For exploration licence applications and renewals for coal, where the approval of the Minister is required prior to issuing a notice of proposed decision, the processing time for service level reporting, where applicable, is complete when a submission is signed by the Executive Director Resource Operations within the Division and sent to the Minister for consideration.

If an application is deficient, the applicant is notified and given ten business days to submit all required supporting information. Processing timeframes commence when a complete application, including all required supporting information, is received.

Exception management (stop-the-clock) protocols apply when circumstances beyond the control of the Division's process prevent the valid assessment of an application. More information on exception management can be found at:

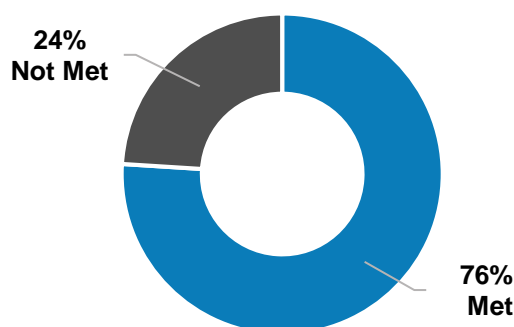
[www.resourcesandgeoscience.nsw.gov.au/miners-and-explorers/programs-and-initiatives/service-delivery](http://www.resourcesandgeoscience.nsw.gov.au/miners-and-explorers/programs-and-initiatives/service-delivery)

## Quarter 2 2019

### Performance overview

This following chart (Figure 1) details performance of proposed decisions, security deposit releases and subsidence management plan approvals, as measured against the Service Delivery Standards published by the Division for Quarter 2 2019 (Q2). During this quarter, **82** notifications of proposed decisions, security deposit releases and subsidence management plan approvals were issued. Of these, **76 per cent** met the target timeframe.

**Figure 1 Q2 2019 service delivery standard performance**



**Total proposed decisions/security releases/approvals: 82**

### Performance breakdown

The following table (Table 1) details the title applications processed this quarter.

**Table 1 Q2 2019 performance per application type**

Service performance this quarter (April – June 2019)				
Application type	Proposed decisions / security releases / approvals	Met	Not Met	Service Performance
Coal exploration licence applications <sup>1</sup>	0	0	0	N/A
Mineral exploration licence applications <sup>2</sup>	28	23	5	82%
Mineral and coal mining lease applications <sup>2</sup>	4	3	1	75%
Assessment lease applications <sup>2</sup>	0	0	0	N/A
Coal exploration licence renewals <sup>2</sup>	2	0	2	0%
Mineral exploration licence renewals <sup>2</sup>	31	20	11	65%
Mineral and coal mining lease renewals <sup>2</sup>	4	4	0	100%
Assessment lease renewals <sup>2</sup>	1	0	1	0%
Security deposit releases <sup>3</sup>	11	11	0	100%
Subsidence management plan approvals <sup>4</sup>	1	1	0	100%
<b>Total</b>	<b>82</b>	<b>62</b>	<b>20</b>	<b>76%</b>

<sup>1</sup> Target timeframe within 85 business days

<sup>2</sup> Target timeframe within 45 business days

<sup>3</sup> Target timeframe within 10 business days

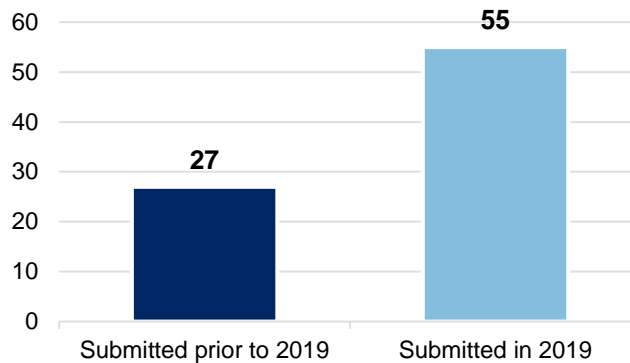
<sup>4</sup> Target timeframe within 90 business days

## Breakdown of submission timeframes

The following chart (Figure 2) details the timeframe in which matters were submitted for the proposed decision/security releases/subsidence management plan approvals in Q2 2019.

Not all proposed decisions/security releases in Q2 2019 were submitted during that quarter. Of the total 82 proposed decisions/security releases in Q2 2019, 55 were submitted in 2019. The remaining 27 proposed decisions were submitted prior to 2019, with some as far back as 2015.

**Figure 2 Breakdown of applications/security determinations submitted prior to and in 2019**



## Performance by submission timeframe

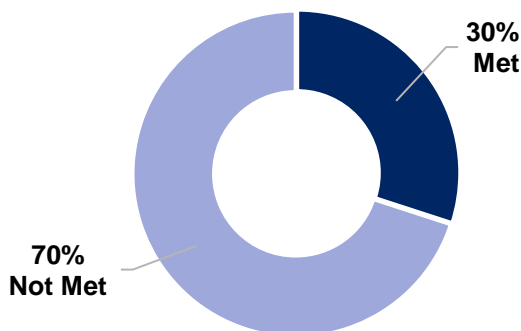
The following charts (Figure 3 and 4) categorise performance by timeframe (i.e. on whether the application was submitted in 2019 or prior).

Of the 82 proposed decisions/security releases/approvals in Q2 2019:

- 55 were submitted in 2019, with a **98 per cent** meeting the target timeframe.
- 27 were submitted prior to 2019, with **30 per cent** meeting the target timeframe.

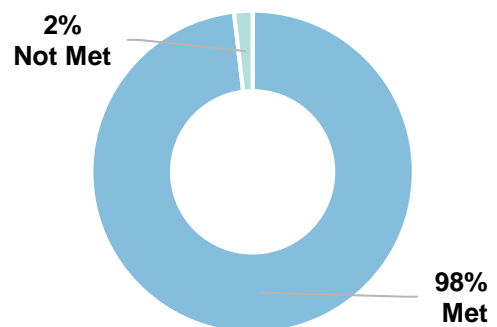
This indicates a 2019 performance improvement.

**Figure 3 Q2 2019 performance - applications submitted *prior to 2019***



**Total proposed decisions: 27**

**Figure 4 Q2 2019 performance - applications submitted *in 2019***



**Total proposed decisions/security releases/approvals: 55**

## Applications received

For Q2 2019, there were 94 applications received, compared to 110 for the same period last year. On average, there were approximately 98 applications received per quarter during the period 1 April 2018 to 30 June 2019.

**Table 2 Applications received per quarter**

Application type	1 Apr 2018 to 30 Jun 2018	1 Jul 2018 to 30 Sep 2018	1 Oct 2018 to 31 Dec 2018	1 Jan 2019 to 31 Mar 2019	1 Apr 2019 to 30 Jun 2019
<b>COAL</b>					
Exploration Licence Applications	1	1	1	0	1
Assessment Lease Applications	0	1	0	0	0
Mining Lease Applications	2	0	1	2	1
Application to vary a mining lease to attach an ancillary mining activity condition	0	0	0	0	0
Exploration Licence Renewals	11	10	6	3	11
Assessment Lease Renewals	1	0	0	0	0
Mining Lease Renewals	1	4	0	2	5
<b>Total</b>	<b>16</b>	<b>16</b>	<b>8</b>	<b>7</b>	<b>18</b>
<b>MINERALS</b>					
Exploration Licence Applications	41	24	34	19	30
Assessment Lease Applications	0	0	0	2	0
Mining Lease Applications	3	2	1	2	2
Application to vary a mining lease to attach an ancillary mining activity condition	0	0	0	0	0
Exploration Licence Renewals	37	32	39	27	40
Assessment Lease Renewals	0	0	1	0	0
Mining Lease Renewals	13	13	50	8	4
<b>Total</b>	<b>94</b>	<b>71</b>	<b>125</b>	<b>58</b>	<b>76</b>
<b>PETROLEUM</b>					
Exploration Licence Applications	0	0	0	0	0
Assessment Lease Applications	0	0	0	0	0
Production Lease Applications	0	0	0	0	0
Exploration Licence Renewals	0	0	0	0	0
Assessment Lease Renewals	0	0	0	0	0
Production Lease Renewals	0	0	0	0	0
<b>Total</b>	<b>0</b>	<b>0</b>	<b>0</b>	<b>0</b>	<b>0</b>
<b>Grand total</b>	<b>110</b>	<b>87</b>	<b>133</b>	<b>65</b>	<b>94</b>

*Note: Amendment to the Quarter 4 2018 and Q1 2019 performance reports – Amendments have been made to the number of proposed decisions for coal exploration licence applications in Q4 2018, and the number of subsidence management plan approvals in Q4 2018 and Q1 2019. The associated performance percentages were also updated as a result.*